



## SLC PIXEL X5 R147 WB 797TED 3000K CRI90 IP20

14/03/2023

### SLC1268



### Product description

SLC Pixel is a high-end alternative to traditional round downlights that fits well with the trending expression of hard lines and mixed materials in modern interior design. The SLC Pixel's direct distribution of light for illumination of particular areas makes the luminaire versatile in many different environments.

SLC Pixel is a high-end alternative to traditional round downlights that fits well with the trending expression of hard lines and mixed materials in modern interior design. The SLC Pixel's direct distribution of light for illumination of particular areas makes the luminaire versatile in many different environments.

Dimmable (TED) driver included  
Recommended dimmer: SLC SmartOne (S24019)  
CRI >90 improves vivid colours in any environment  
Low Glare UGR<19  
Quick connection box with Loop-in / Loop-Out

### Technical data

Suitable for built-in mounting	Yes
Adjustability	Not adjustable
With light source	Yes
Surface protection	Powder coating
Material cover	Plastic, opal
Nominal voltage	200 - 240 Volt
Type of control gear	LED operating device current-controlled
Dimming phase cut-off	Yes
Light distributor	Diffuser lens/optic/panel
Reflector colour	Silver

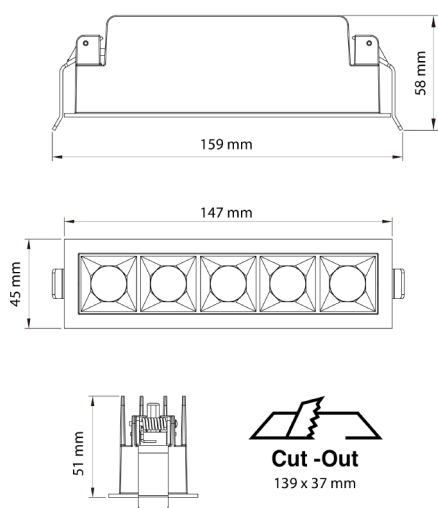
Suitable for ceiling mounting	Yes
Lamp type	LED not exchangeable
Housing material	Aluminium
Housing colour	White
Voltage type	AC/DC
Nominal current	700 - 700 Milliampere
With control gear	Yes
Reflector	Other
Light sharing	Symmetric
Beam angle	Medium beam 21-40°



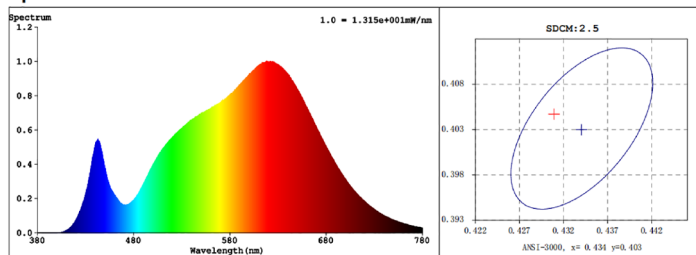


Light outlet	Direct
Degree of protection (IP)	IP21
Protection class	II
Max. system power	14,6 Watt
Colour temperature	3000 - 3000 Kelvin
Luminous flux	797 - 797 Lumen
Power factor	0,9
Luminous flux adjustable	Continuously variable
Width	45 Millimetre
Length	147 Millimetre
Built-in height/depth	51 Millimetre
Built-in diameter	147 - 147 Millimetre
Number of poles	3
Connectable conductor cross section	0,75 - 2,5 Square millimetre
Colour consistency (McAdam ellipse)	SDCM3
Colour rendering index (CRI/Ra)	90
Glare (UGR)	UGR<19
Operating temperature	-20°C ~ +45°C
Dimming method	Trailing edge, On/Off
Dimming range	1-100%
GTIN	7070938068710
RAL Colour	RAL9003

Energy efficiency class of the light source a	E
Impact strength	IK06
Rated ambient temperature according to IEC	-20 - 45 Degrees celsius
Colour of light	White
Colour rendering index CRI	90-100
Rated luminous flux according to IEC 62722-	797 Lumen
Colour of light adjustable	No
Beam angle adjustable	No
Height/depth	51 Millimetre
Built-in width	37 Millimetre
Built-in length	139 Millimetre
Type of wiring	Suitable for through wiring
Conductor cross section	0,75 Square millimetre
Connection type	Insulation displacement connector
Strain relief	Yes
Beam angle (°)	36
Exterior color	White
Can be installed directly into the insulation	No
Dimmable	Yes
Brand	SLC
Produced by	The Light Group



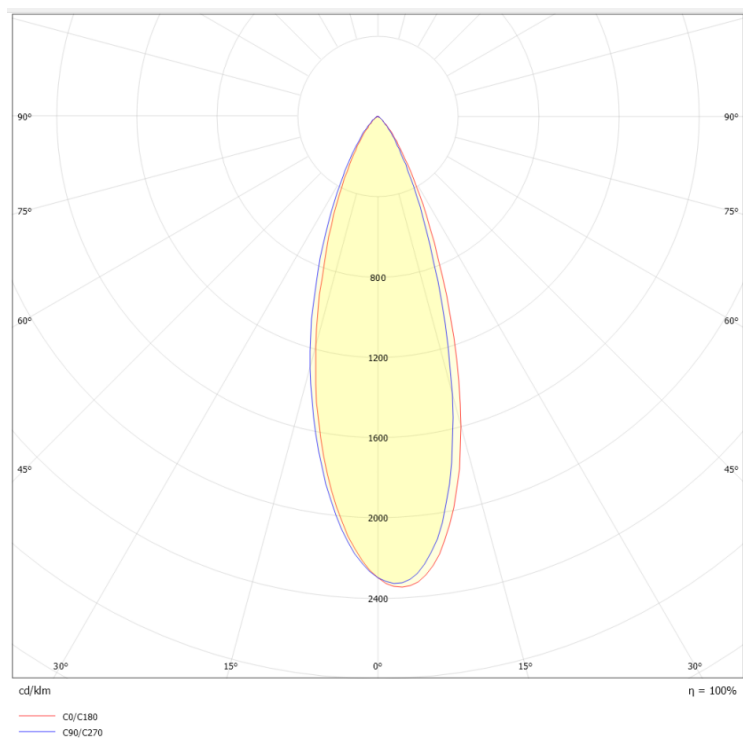
### Spectrum



### Colorimetric Parameters

Chromaticity Coordinate:  $x = 0.4308$   $y = 0.4051$  /  $u' = 0.2462$   $v' = 0.5209$  ( $duv = 1.29e-03$ )  
CCT= 3114K Prcp WL: Ld=581.9nm Purity=50.9%  
Peak WL: Lp=618nm FWHM: =168.8nm Ratio:R=23.4% G=74.1% B=2.5%  
Render Index: Ra = 90.9 TM30:Rf=90 Rg=101  
R1=92 R2=93 R3=93 R4=92 R5=91 R6=91 R7=93  
R8=84 R9=59 R10=82 R11=94 R12=81 R13=92 R14=95 R15=88  
CQS Parameters: Qa = 90.8





**ENERG**

Scandinavian Lighting Concept  
SLC1268

A  
B  
C  
D  
E  
F  
G

**11**  
kWh/1000h

2019/2015

